





## Final Flexion Wrap™

Use to restore final degrees of PIP & DIP joint flexion. Monitor vascularity closely when applying Final Flexion Wrap to prevent ischemia. Final Flexion Wraps (FFW) may be applied by one of two methods.

### Method One

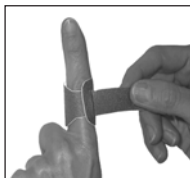


Wrap around finger with the broad section on the proximal phalanx and narrow section on the distal phalanx.



Adjust tension and secure hook closure.

### Method Two



Thread end of the FFW through the buttonhole to form a loop. Slip loop around proximal phalanx and fit securely.



Bring wrap around the distal phalanx, drawing finger into flexion. Secure hook closure.



Stevensville, MD 21666 U.S.A.

Made in Mexico

## TO ORDER

Package of 5 - P1004-5

Package of 25 - P1004-25

Order Toll Free **888.378.7763** (U.S only)

Local/Int. 410.604.6393

24 hour Fax 410.604.6398

Monday - Friday 8:30 - 5:30 pm EST

## CARE INSTRUCTIONS



Rinse or wash in cold water after use. Frequent washing will extend the life of your splint. Hand or machine wash, cold water, mild detergent. Air dry.

**Do not place in dryer.**

©2005, 3-Point Products, Inc.

**Material:** Elastomeric foam, nylon, Lycra®. Contains no latex.

**Storage:** Store 3-Point soft splints in cool, dry place. Avoid temperatures above 80° Fahrenheit (26.66° Celsius).

Authorized European Representative  
Emergo Europe  
Molenstraat 15  
2513 BH The Hague  
The Netherlands



[www.3pointproducts.com](http://www.3pointproducts.com)

To protect fingers, use  
Buddy Loops™



Buddy Loops™

See our full line of  
3-Point Soft Splints.

To apply traction at the DIP  
joint, try the Finger Trapper™



Finger Trapper™