

BENIK Tunnel Splint™ Supinator Strap, W-700 SUPS

Note: Tunnel Splint™ Supinator Strap is intended to be worn in place of the Neoprene Thumb Strap included with Tunnel Splint™.

- Attach narrow Velcro end of strap dorsally alongside the index finger MP Extensor Tunnel Stay (**Figure A**).
- Bring the strap between the thumb and index finger, wrapping it under the thumb and back across the dorsal side of the hand. Attach hook Velcro tab at the wrist to secure the thumb in slight radial abduction (**Figure B**).
- Position the hand in supination, and continue to wrap the strap completely around the wrist, spiraling it up the forearm (**Figure C**). (The further the hand is rotated when attaching the splint, the more supination will be applied to the patient.) Make three complete revolutions and attach the hook Velcro tab to the Velcro-sensitive backing of the strap just above the elbow (**Figure D**). (Tighten so strap is snug enough to provide support but does not restrict circulation).

Contact the Benik customer service department at **1-800-442-8910** with any questions, comments or concerns.

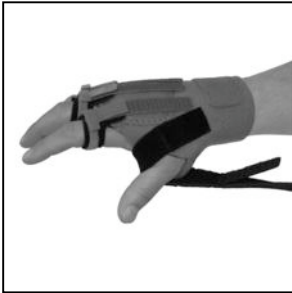


Figure A

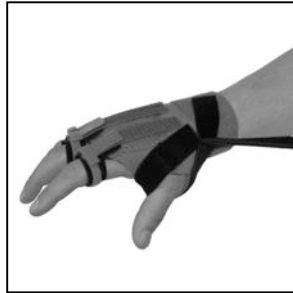


Figure B

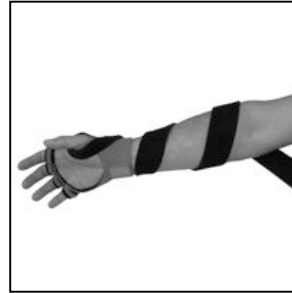


Figure C



Figure D