

(01EP-XS, 01EP-S, 01EP-M, 01EP-L, 01EP-XL)

Aircast® AirSelect™ Elite

AirSelect Elite :

- Engineered to provide the ultimate in protection, comfort and edema control.
- Specifically designed for stable fractures of the lower leg, foot, and ankle; sever ankle sprains; and post-operative use.
- Pre-inflated front panel aircell and overlapping distal Duplex aircells
- Enclosed toe cover.

Application Information

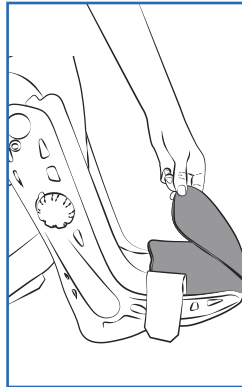
A cotton or cast sock will enhance comfort – NOT INCLUDED

1 Prepare Boot

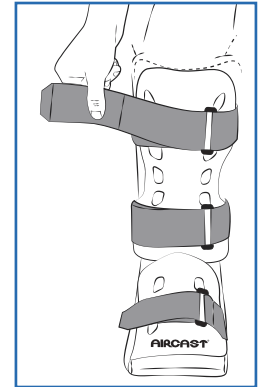
- Unfasten straps.
- Remove front panel.
- Open liner.

2 Apply Boot

- Put on the sock included with the boot. While seated, place foot in boot.
- Position heel against back of the boot.
- Wrap foot flaps over the foot and the toe cover around toes.



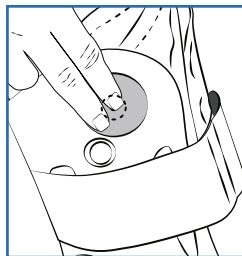
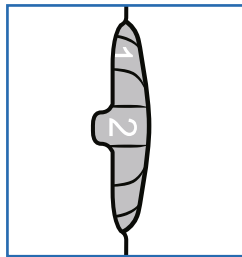
- Replace front panel.
- Position front panel so the Aircast logo is over the toes.
- Secure straps from bottom to top.
- Tighten until snug and comfortable.



3 Adjust Aircell Compression

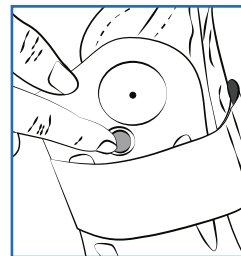
The STANDARD walking brace aircells are initially deflated

- Begin inflation on injured side first. Turn the SELECTOR found on the right-side of the brace to the appropriate number. Number 1 inflates the aircell on the right-side, Number 2 inflates the left-side and Number 3 inflates the back aircell.
- To inflate aircell, press and release LARGE inflation pump found on the top right-side of brace. Pump until aircell feels snug.
- Repeat to inflate other aircells, inflating Number 3 last.



4 Deflate Aircells

- To deflate aircells, turn the SELECTOR to the proper aircell number.
- Press and hold finger on SMALL release button found on the top right-side of brace.
- Deflate until pressure is comfortable.



NOTE:
Deflate aircells before removing boot for proper fit when reapplying.

• Higher pressure provides more support when walking, lower pressure is more comfortable when sitting or reclining. Pressure can also be adjusted by tightening or loosening straps.

CLEANING INSTRUCTIONS:

The foam liner may be hand-washed in 86°F/30°C water with mild detergent and air-dried. Do not put in dryer or use other heat source to dry.

MATERIAL COMPONENTS

Shell: Polypropylene
 Front Panel: High Density Polyethylene
 Straps: Nylon
 Lined Aircells (Anterior And Posterior): Polyurethane W/ Polyester Fabric
 Inflation Pumps: TPU (Thermoplastic Polyurethane)
 Liner: Nylon/Polyurethane/Polyester (Outer/Foam /Inner Mesh)
 Binding: Polyester
 Outer Sole / Insole: EVA/Rubber
 Selector Dial: Nylon
 Sock (Elite): Acrylic/Cotton

DJO, LLC.
 1430 Decision Street
 Vista, CA 92081-8553 U.S.A.
 Phone 760.727.1280
 Toll Free 800.526.8785
 Fax 800.457.4221
djoglobal.com/aircast



DJOglobal.com