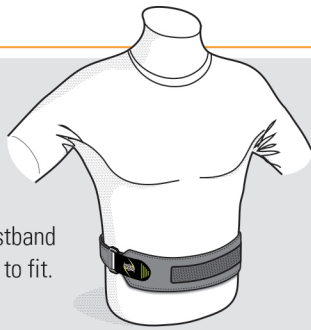


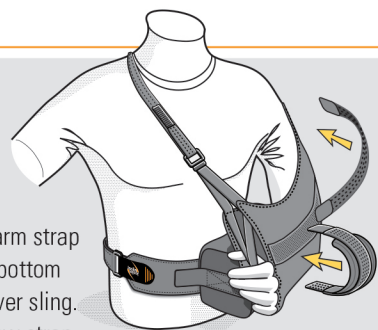
1.

Apply waistband and adjust to fit.



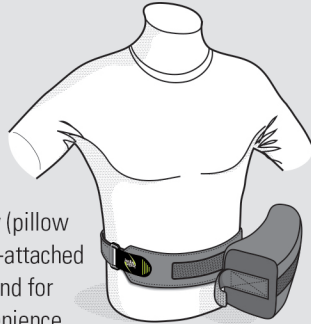
4.

Apply forearm strap to top and bottom of pillow over sling. Attach elbow strap to sling near elbow and to waistband in back.



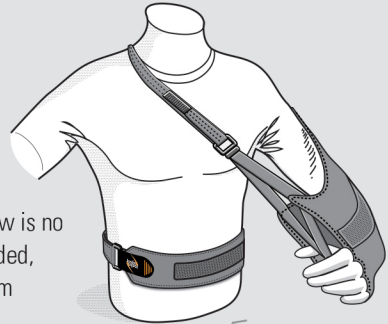
2.

Add pillow (pillow comes pre-attached to waistband for your convenience).



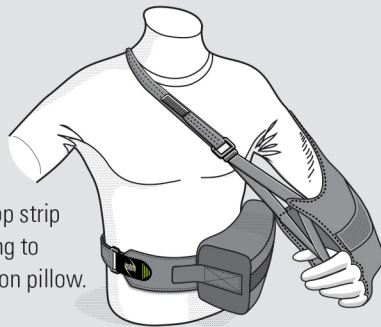
5.

When pillow is no longer needed, remove from waistband.



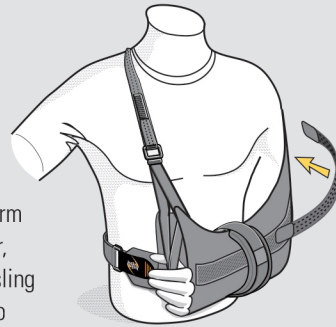
3.

Adhere loop strip on arm sling to hook strip on pillow.



6.

To create arm immobilizer, re-adhere sling look strip to waistband hook strip. Encircle forearm strap over sling and under waistband. Apply elbow strap as described in Step 4 above.



Color Coded Sizes

The waistband adjustment tabs are color coded according to size. The Adult Regular is green and the Adult Large is orange.



ADULT REGULAR

Model #711J

100-200 lbs / 5' - 6'

45-90 kgs / 152-183 cm

Waist Size: 29-38 in
73-96 cm



ADULT LARGE

Model #712J

200+ lbs / 6' - 6' 7"

90+ kgs / 183-200 cm

Waist Size: 37-52 in
94-132 cm