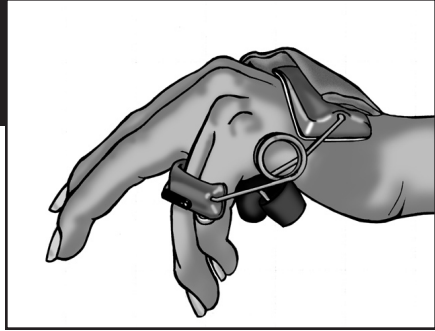




## Hand Splint

Single Patient Use Only • Rx Only



### IMPORTANT INFORMATION

The following information should be read prior to use of this device.

### INTENDED USE

The Hand Splint is designed to prevent hyperextension of the ring and small fingers after an ulnar nerve injury. The design provides a light metacarpophalangeal block to the digits and allows full dynamic function of the hand.

Splint size is determined by the width of the hand at the metacarpophalangeal joints.

#### Small female

B 2 1/4" – 2 3/4" 5.71 – 6.98 cm

#### Average female, small male

C 2 7/8" – 3 1/4" 7.28 – 8.26 cm

#### Average to large male

D 3 3/8" – 3 3/4" 8.57 – 9.53 cm

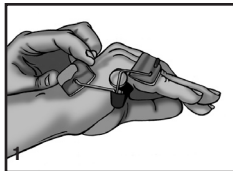
### DIRECTIONS FOR USE

1. Slide ring and small fingers under

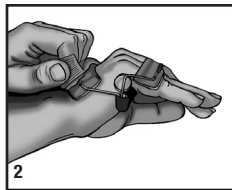
the dynamic metacarpophalangeal block.

Determine if the wire dynamic metacarpophalangeal block is

positioned at the proximal phalanges to prevent metacarpophalangeal hyperextension. Adjust the distal wire and bend to the desired position.



2. To secure the splint, fasten the strap to the hook material on the dorsum of the splint. Trim excess strapping.



### PRECAUTIONS

These products are to be fitted initially by a healthcare professional who is familiar with the purpose for which they are used. The healthcare professional is responsible for providing wearing instructions and precautions to other healthcare professionals, care providers involved in the patient's care, and the patient. If unusual swelling, skin discoloration or discomfort occurs, use should be discontinued and a healthcare professional consulted.

### CARE INSTRUCTIONS

Splint and straps may be cleansed with a mild, non-abrasive detergent and water. Air dry prior to wearing.



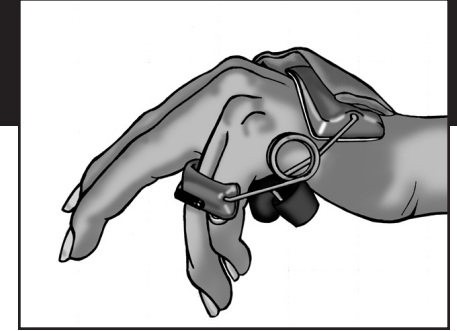
**Manufacturer**  
DeRoyal  
200 DeBusk Lane  
Powell, TN 37849 U.S.A.  
888.938.7828  
865.938.7828

Part #1-711  
©2009 DeRoyal. All Rights Reserved.  
Revised 1/09



## Hand Splint

Single Patient Use Only • Rx Only



### IMPORTANT INFORMATION

The following information should be read prior to use of this device.

### INTENDED USE

The Hand Splint is designed to prevent hyperextension of the ring and small fingers after an ulnar nerve injury. The design provides a light metacarpophalangeal block to the digits and allows full dynamic function of the hand.

Splint size is determined by the width of the hand at the metacarpophalangeal joints.

#### Small female

B 2 1/4" – 2 3/4" 5.71 – 6.98 cm

#### Average female, small male

C 2 7/8" – 3 1/4" 7.28 – 8.26 cm

#### Average to large male

D 3 3/8" – 3 3/4" 8.57 – 9.53 cm

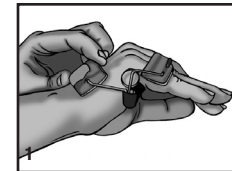
### DIRECTIONS FOR USE

1. Slide ring and small fingers under

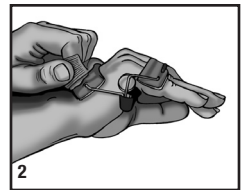
the dynamic metacarpophalangeal block.

Determine if the wire dynamic metacarpophalangeal block is

positioned at the proximal phalanges to prevent metacarpophalangeal hyperextension. Adjust the distal wire and bend to the desired position.



2. To secure the splint, fasten the strap to the hook material on the dorsum of the splint. Trim excess strapping.



### PRECAUTIONS

These products are to be fitted initially by a healthcare professional who is familiar with the purpose for which they are used. The healthcare professional is responsible for providing wearing instructions and precautions to other healthcare professionals, care providers involved in the patient's care, and the patient. If unusual swelling, skin discoloration or discomfort occurs, use should be discontinued and a healthcare professional consulted.

### CARE INSTRUCTIONS

Splint and straps may be cleansed with a mild, non-abrasive detergent and water. Air dry prior to wearing.



**Manufacturer**  
DeRoyal  
200 DeBusk Lane  
Powell, TN 37849 U.S.A.  
888.938.7828  
865.938.7828

Part #1-711  
©2009 DeRoyal. All Rights Reserved.  
Revised 1/09