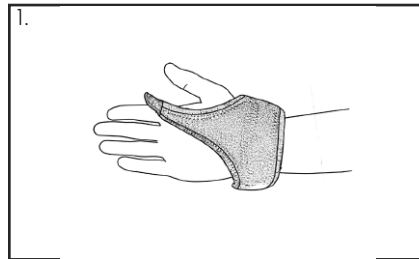


# CMC Controller

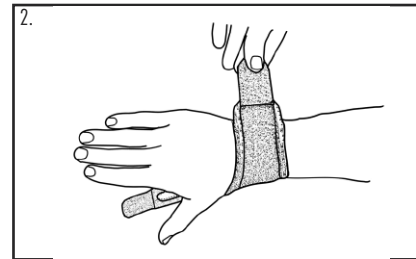
## Warnings and Instructions: Review carefully, proper application is required

**⚠ Warning:** This device will not prevent or eliminate risk of injury. Do Not Over-tighten. If swelling, pain, skin irritation, or an unusual reaction occurs, discontinue use immediately and consult your medical professional. This device should not be worn by persons with known allergies to neoprene.

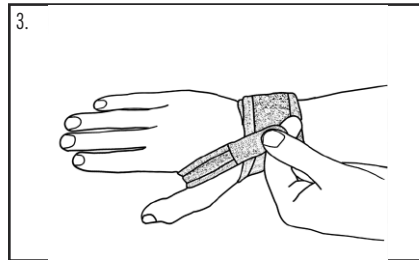
**Care:** Hand wash using mild soap. Rinse thoroughly. Air dry only. Do not tumble dry.



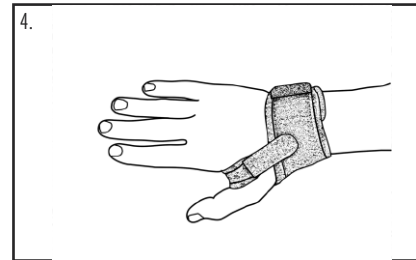
1. Align thumb strap over web space (thenareminence).



2. Secure base around wrist.



3. Pull thumb strap through web space, and attach to main body.



4. Finished application.

**HELY & WEBER**

© 2007 Weber Orthopedic Inc.  
DBA Hely & Weber All rights reserved.  
1185 East Main St., Santa Paula, California 93060  
California: 800-221-5465, National: 800-654-3241  
International: 805-525-4244, fax: 805-933-2348  
U.S. fax: 800-559-5975, www.hely-weber.com

**CE**

EC REP

MDSS GmbH  
Schiffgraben 41  
30175 Hannover, Germany

Rev A 11/08