



Tristander tray 45 & 58

The Tumble Forms 2 Tristander Tray was made as an accessory for the Tumble Forms 2 Tristander. The tray can also be used apart from the stander frame with other equipment such as a child's wheelchair or regular classroom chair.

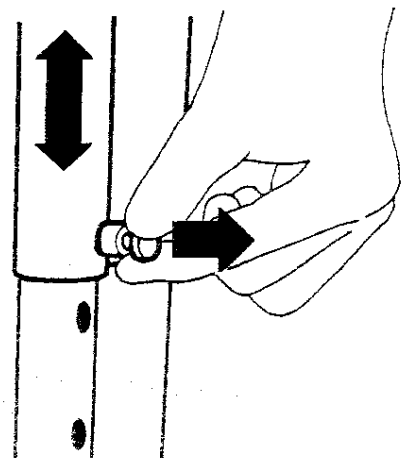
To assemble the tray attach the tray top to the wheeled base as shown.



The plunger pin must be pulled out when attaching the tray top to the base.



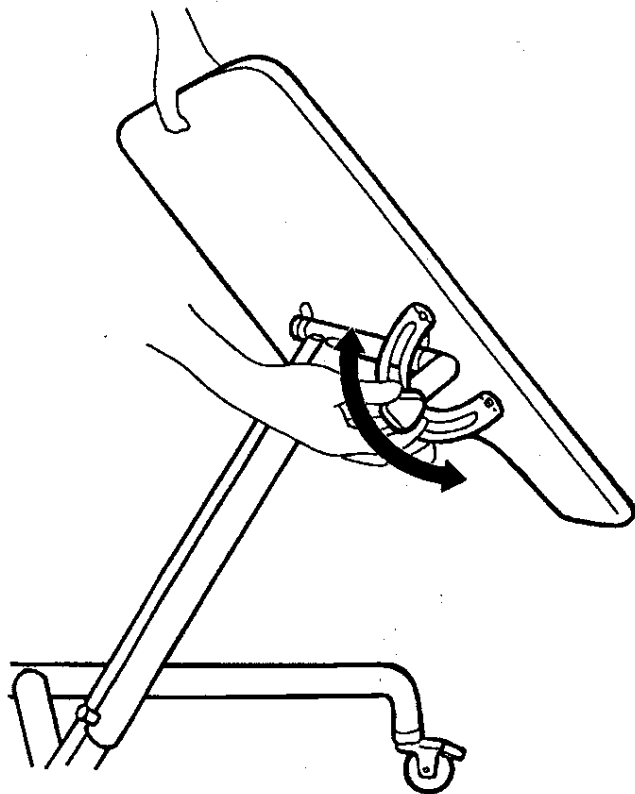
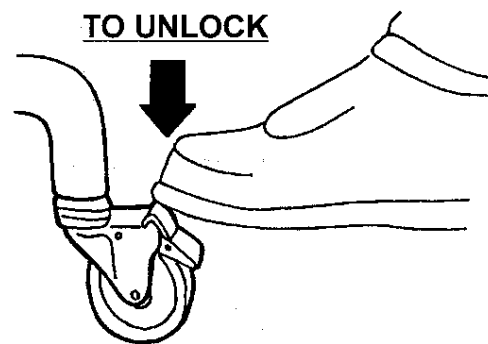
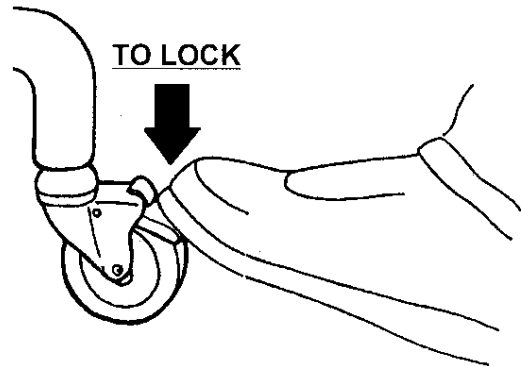
The Tristander Tray 45 is height adjustable from 24 - 36 inches. The Tristander Tray 58 is height adjustable from 34 - 49 inches. To adjust the height pull the plunger pin and slide the tray top up or down



**Tumble
Forms²**
With Anti-Microbial
Protection

Tristander tray 45 & 58

When the tray is adjusted at the appropriate height the tray can be rolled into position in front of the child. To stabilize the base be sure to lock all four casters. This is done by pressing down on the wheel levers. To unlock the casters press on the top lever.



By loosening the knob underneath the tray top you can adjust the tilt to any angle.

**SAMMONS
PRESTON**
Rolyan

Sammons Preston Rolyan
An AbilityOne Company
4 Sammons Court
Bolingbrook, IL 60440-4989
Phone: 1-800-323-5547
In Canada Phone: 1-800-665-9200