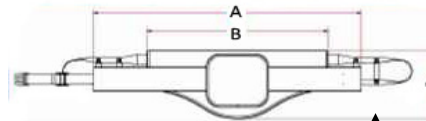


Quick Reference Guide

– Back Belt

Description

The reusable back belt sling works with a sit-to-stand device in order to safely raise or lower patients from the toilet, bed or chair. It supports the central section of the back and has soft padding for optimum comfort. The back belt is for use together with the STS200 or Ready stand lift.



Belt buckle accommodates waist sizes of 27-58 inches

Color coded straps: Black-long, Grey-Middle, Purple - short

Part no: NSB-500-S, NSB-500-M, NSB-500-L, NSB-500-XL

The reusable back belt sling is used together with STS200 or Ready stand lift.



STS200



Ready stand lift

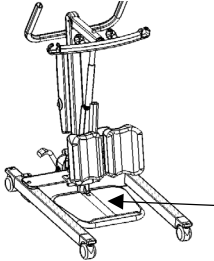
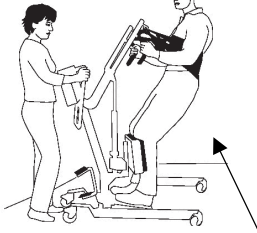
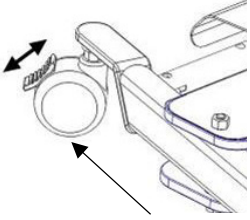

Applying the sling from a seated position

<p>1. Stand behind or to the side of the patient and hold the sling with the anti slip pad facing the patient's back. Place the back band around lower back and bring flaps forward under arms.</p>	<p>2. Move to the front and fasten the back band comfortably firm.</p>	<p>3. Bring the sit to stand device to its lowest position and attach the loop of belt to the belt hooks. Select loops that are appropriate to size and seated posture. Be sure to color-match loops on each side.</p>	<p>4. As you begin lift, check to see that straps are securely attached and that the patient gains a firm foothold.</p>

Quick Reference Guide

– Back Belt

Gait Training

			
<p>1. Remove the footplate from the sit-to-stand lift.</p>	<p>2. Place belt on patient as shown above and lift until patient is in upright position.</p>	<p>3. Hold the sit-to-stand lift steady as you disengage the brakes. Remain standing either beside or behind the machine and slow the patient to assume a normal gait.</p>	<p>4. After training complete, return user to chair, detach back belt and move the lift away. Remove back belt and replace foot plate.</p>

99513-Quick reference guide-Back belt-Rev01 [2015-05-07]



HUMAN CARE
Your Life. Your Way.

IMPORTANT! This quick reference guide does not replace the user manual which can be downloaded at www.humancaregroup.com

AUSTRALIA

Unit 9, 271 Wells Road
Chelsea Heights, Victoria 3196
Phone:- +61 3 8773 1111
Fax:- +61 3 9773 4008
Email: info.au@humancaregroup.com

CANADA

10-155 Colonnade Road
Ottawa, ON K2E 7K1
Phone:- 613.723.6734
Fax:- 613.723.1058
Email: info.ca@humancaregroup.com

SWEDEN

Årstaängsvägen 21C
117 43 Stockholm
Phone:- +46 8 665 35 00
Fax:- +46 8 665 35 10
Email: info.se@humancaregroup.com

UNITED STATES

4210 S. Industrial Drive, Suite 160
Austin, TX 78744
Phone:- 512.476.7199
Fax:- 512.476.7190
Email: info.us@humancaregroup.com