

Performa™ Adjustable Paraffin Bath Operator's Manual

Model TB8 (100 to 125 volt)

Indications

Useful in symptomatic relief of pain caused by medically diagnosed arthritis, bursitis, and chronic joint inflammation. Relaxes muscles, relieves stiffness and muscle spasms, and stimulates circulation. May be prescribed for post-fracture or post-dislocation treatment, for sprains, strains, for restriction of motion due to scar tissue, and for other conditions for which heat is indicated. Commonly used prior to therapeutic exercise and massage. May be prescribed in certain peripheral vascular diseases. Consult your physician if you have any questions.

Contraindications

Should not be used in the presence of open cuts or wounds, inflammatory skin conditions, neoplasm (growths), peripheral vascular disease where circulation is impaired, acute inflammation, or when sensation of the extremity is reduced or absent (such as in some cases of diabetes). If there is any question about peripheral vascular disease or decreased sensation of the extremities, consult a physician or physical therapist before using. Should not be used on areas subject to hemorrhaging or in cases involving abnormal sensitivity to heat. Discontinue use if dermatitis due to paraffin sensitivity occurs. Discontinue use if wax feels too hot or cool, which could indicate health problems with the user. Do not allow children or those with severe physical disabilities to use the device.

Warnings

- Do not use while bathing or put unit where it can fall into a bathtub or sink.
- Do not pour water or other liquid into the unit.
- Do not reach for a unit that has fallen into water. Unplug immediately.
- Supervision is necessary when this product is used by, on, or near children or handicapped individuals.
- Use this product only for its intended use as described in this manual or as recommended by a health care professional.
- Never operate this product if it appears damaged, has been dropped in water, or is otherwise not working properly.
- Do not use other products or attachments not recommended by the manufacturer.

- Use paraffin wax that is formulated for use in a paraffin warmer. Paraffin that has a higher or lower melting point should not be used in this unit.
- Use an electrically grounded (3-pin) receptacle that conforms to the applicable local and national electrical codes.
- Do not operate in the presence of flammable anesthetic mixtures, oxygen, or nitrous oxide.
- Do not operate the unit without the plastic grate on the bottom.
- Do not touch the bottom or sides of the metal tank, or a burn may result.
- Do not heat paraffin on a stove, hotplate, or in a microwave.
- Do use this appliance on a level, secure surface.
- Do not use any additives in the paraffin except as allowed by the manufacturer.
- Do not modify this equipment without authorization from the manufacturer.

Cautions

- Meets IEC/EN 60601-1-2 electromagnetic compatibility interference safety standard. (Care must be taken when operating this equipment around other equipment. Potential electromagnetic or other interference could occur to this or the other equipment. Minimize this interference by not using other equipment in conjunction with it.)
- Do not remelt used paraffin, which may pick up particles or chemicals that may damage the tank.
- Never use sharp objects to remove hardened paraffin from the unit. See cleaning instructions.
- Do not leave an empty unit plugged in.
- Do not pour melted paraffin from the tank.

Technical Information

- Power: 100–125V, 1.04–1.55A, 50/60Hz
- Heater: 103-194 watts
- Operating temperatures:
 - **High** - 131°–142° F. (55°–61° C.)
 - **Normal** - 126°–133° F. (52°–56° C.)
 - **Sensitive** - 120°–127° F. (49°–53° C.)
- 14.3" L x 8.2" W x 7.5" H (36.32 cm L x 20.83 cm W x 19.1 cm H)
- Capacity: 9 lbs. (4.08 kg.)
- Melt time (approximate):
 - Sensitive** - 8-10 hours, **Normal** - 6-8 hours, **High** - 4-6 hours
- Duty cycle: continuous operation
- Degree of protection against moisture ingress: IPX0



NOTE: "Hospital Grade" grounding reliability can only be achieved when the equipment is connected to an equivalent receptacle marked "Hospital Only" or "Hospital Grade"

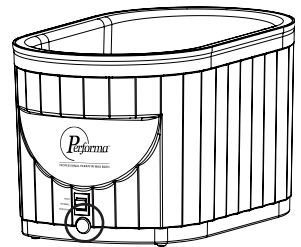
NOTE: Current and wattage must be measured at operating temperature.

Environmental Ratings

	Operating	Transport and Storage
Temperature:	65° to 85° F (18.3° to 29.4° C)	-40° to 130° F (-40° to 54.4° C)
Relative Humidity:	10% to 95%	10% to 95%
Atmospheric Pressure:	70 to 160 kPa	70 to 160 kPa

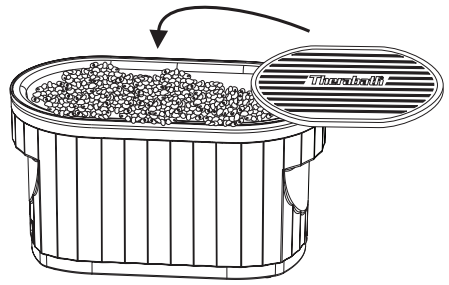
Heating System and Pilot Light Operation

- The Performa paraffin bath is equipped with 4 thermostats. The *Control Thermostats* automatically heat and maintain the paraffin at temperature ranges indicated above in Technical Information. If any of the Control Thermostats fail, the *High Limit Thermostat* automatically shuts off the unit completely. Return to manufacturer for servicing.
- The pilot light (on end of unit) indicates the unit is heating, and is lit only during the heating cycle. During normal operation, the pilot light goes on and off at regular intervals. Most of the time it is off.
- If the unit is not completely melted after being plugged in for 12 hours, the unit has malfunctioned and should be returned to the manufacturer for servicing.



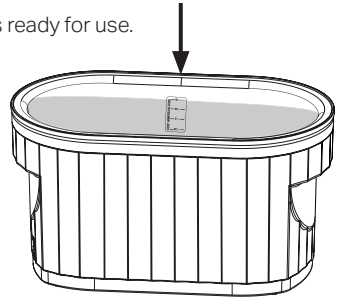
Operating Instructions

1. Unpack the unit and place it on a flat, secure surface.
2. Open the included bags of paraffin and place the contents inside the tank.
3. Place the plastic grille on TOP of the unmelted paraffin.
4. Rest the lid on top of the paraffin and grille. The paraffin will compact as it melts.
5. Plug the unit in.
6. The paraffin will melt in about 6 to 8 hours.
7. Keep the unit plugged in continuously so that it is always ready for use.



Adding Refill Paraffin

1. Keep the paraffin level to the desired level: **6lb** - standard usage, **8lb** - max. *deep immersion* foot level, **9lb** - max. *deep immersion* hand level. Do not overfill the unit.
2. For optimal performance use only Performa brand refill paraffin.



Treatment Guidelines

- Refer to contraindications before use.
 - Cleanse and dry the skin before applying paraffin.
 - Keep clothing and jewelry away from the treatment area.
 - Do not remelt used paraffin, discard.
 - Keep the lid on when unit is not in use.
1. Cleanse Treatment area with soap/water or cleansing product.
 2. *Optional:* Apply a Hydrating Cream (sold separately) to treatment area.
 3. Slowly dip hand, foot, elbow, or other treatment area into the paraffin.
 4. Remove and wait a few seconds. Repeat 3 to 10 times.
 5. Cover hand or foot with a plastic liner or wrap (sold separately).
 6. Slip on an insulated mitt or boot (sold separately) to retain heat.
 7. Keep paraffin in place for 10 to 15 minutes.
 8. Remove. Discard used paraffin and plastic liner or wrap (if used).

Cleaning Instructions

- Clean the unit after every 40 treatments, when the paraffin is no longer clear, or whenever sediment accumulates on the bottom.
 - Do not scratch or damage the inside tank coating.
 - Do not immerse the unit in water.
 - Do not use abrasive scouring powders of any kind when cleaning the tank.
1. Unplug the unit. Remove the grille. Allow the paraffin to solidify.
 2. After the paraffin is solid, plug the unit in until the paraffin loosens from the tank. Unplug the unit.
 3. Push down firmly on one end of the paraffin to tilt the opposite end up. Lift out the cake and dispose. Do not use sharp objects.
 4. Remove remaining paraffin in the tank with soft paper towels.
 5. Clean the inside and outside with an all-purpose cleaner. Wipe dry.
 6. Refill with Performa brand paraffin.

Maintenance and Service

- Device is not user serviceable.
- Contact the manufacturer to obtain service assistance, return authorization instructions and prior approval before shipping the product prepaid for warranty service. Proof of purchase, name, address, contact information and a detailed description of the defect are required. The purchaser is responsible for shipping and handling expense for all warranty service.

WR Medical Electronics Co.
1700 Gervais Avenue, Maplewood, MN 55109 USA
Phone: 651-604-8400 | Toll-free: 800-321-6387 (US) | E-mail: therabath@wrmed.com

Limited Lifetime Warranty

WR Medical Electronics Company warrants the Performa Adjustable Professional Paraffin Bath solely to the original consumer owner to be free from manufacturer defects under normal use and service for the life of the product, which is 7 years. For a valid warranty claim, WR Medical Electronics Company will, at its option, either (i) repair the product or replace it with a comparable product, free of charge, or (ii) refund the purchase price for that product. This warranty does not apply to any defects in the aesthetic appearance of the product, nor to any damage or defects resulting from normal wear and tear, accidents, improper use, misuse, shipping damage, or alterations. This warranty terminates immediately and does not apply to any product or part which is repaired, replaced, altered, or modified other than by a trained, service technician authorized by WR Medical Electronics Co. to provide such service.

This warranty is not valid on a product that requires modifications / adaptation to enable operation in a country or for electrical specifications other than those for which it was designed. This warranty does not apply to the purchase of opened, used, repaired, or unauthorized repackaged or resealed products.

We neither assume, nor authorize any other person, including our sales representatives, dealers or distributors to extend or assume for us, any other warranty or liability in connection with the sale of our products.

Purchaser must contact WR Medical Electronics Co. to obtain service assistance, return authorization instructions and prior approval before shipping the product prepaid for warranty service. Proof of purchase, name, address, contact information and a detailed description of the defect are also required. The purchaser is responsible for shipping and handling expense for all warranty service.

WR MEDICAL ELECTRONICS MAKES NO OTHER WARRANTY, EXPRESS OR IMPLIED, AND EXPRESSLY DISCLAIMS THE IMPLIED WARRANTIES OF MERCHANTABILITY AND FITNESS FOR A PARTICULAR PURPOSE. WR MEDICAL ELECTRONICS' TOTAL LIABILITY WITH RESPECT TO ANY PRODUCT SHALL IN NO EVENT EXCEED THE PRICE PAID BY PURCHASER FOR SUCH PRODUCT. IN NO EVENT SHALL WR MEDICAL ELECTRONICS BE LIABLE TO PURCHASER FOR INDIRECT, SPECIAL, INCIDENTAL, EXEMPLARY, PUNITIVE OR CONSEQUENTIAL DAMAGES.

This warranty gives you specific legal rights and you may have other rights, which vary from state to state. Some states may not allow the exclusion or limitation of consequential or incidental damages so the above limitations or exclusions may not apply to you.

Explanation of Symbols



- Attention: Consult accompanying documents.
- Safety approvals.
- Class 1, type B protection against electric shock.
- Protective earth.