

Name:	
School/Organization:	
Dealer/Rep:	

Phone:			
E-mail:			
Sales Rep:		Quote:	

# AM-BA SERIES

## 27" HI-LO TREATMENT TABLES

### STANDARD FEATURES:

- Load capacity: 500 lbs
- 27"W x 76"L x 18-37"H
- 34 oz. Heavy-duty vinyl with Permablok 3® bacterial protection
- Steel base with dual foot bar control
- 1.5" High density foam
- Rounded corners
- White powder coat base
- (4) Total locking casters
- ADA Compliant



AM-BA350

### TABLE CONFIGURATIONS:

<input type="radio"/> <b>AM-BA150</b> - 1 Section	<input type="radio"/> <b>AM-BA200</b> - 2 Section	<input type="radio"/> <b>AM-BA227</b> - 2 Section	<input type="radio"/> <b>AM-BA250</b> - 2 Section with 3pc Head Section
QTY	QTY	QTY	QTY






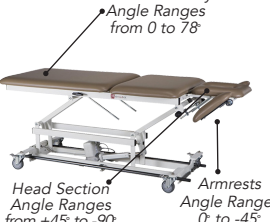



<input type="radio"/> <b>AM-BA350</b> - 3 Section	<input type="radio"/> <b>AM-BA300</b> - 3 Section with Elevating Midsection	<input type="radio"/> <b>AM-BA550</b> - 5 Section with Tilt Down Armrests
QTY	QTY	QTY



<input type="radio"/> <b>AM-BA555</b> - 5 Section with Adjustable Armrests	<input type="radio"/> <b>AM-BA500</b> - 5 Section with Elevating Midsection & Tilt Down Armrests	<input type="radio"/> <b>AM-BA505</b> - 5 Section with Elevating Midsection & Adjustable Armrests
QTY	QTY	QTY



**TABLE FEATURES:**

 <p>Flat Cushion</p>	 <p>Head Section Angle Ranges from +40° to -90°</p>	 <p>Lower Extremity Angle Ranges from 0 to 78°</p>	 <p>Armrests Angle Ranges 0° to -45°</p>	 <p>Lower Extremity Angle Ranges from 0 to 78°</p> <p>Head Section Angle Ranges from +45° to -90°</p>
AM-BA150	AM-BA200	AM-BA227	AM-BA250	AM-BA350
 <p>Lower Extremity Angle Ranges from 0 to 78°</p> <p>Manual Elevating Midsection</p> <p>Head Section Angle Ranges from +45° to -90°</p>	 <p>Lower Extremity Angle Ranges from 0 to 78°</p> <p>Head Section Angle Ranges from +45° to -90°</p> <p>Armrests Angle Ranges 0° to -45°</p>	 <p>Lower Extremity Angle Ranges from 0 to 78°</p> <p>Head Section Angle Ranges from +45° to -90°</p> <p>Armrests Vertical Adjustment 8" down</p>	 <p>Armrests Angle Ranges 0° to -45°</p> <p>Manual Elevating Midsection</p> <p>Head Section Angle Ranges from +45° to -90°</p>	 <p>Armrests Vertical Adjustment 8" down</p> <p>Head Section Angle Ranges from +45° to -90°</p> <p>Manual Elevating Midsection</p>
AM-BA300	AM-BA550	AM-BA555	AM-BA500	AM-BA505

**OPTIONS:**

<input type="radio"/> <b>AM-804</b> - Paper Holder with Cutter (Accommodates 18-21" Paper Rolls)
<input type="radio"/> <b>AM-18</b> - Face Cutout
<input type="radio"/> <b>AM-17</b> - Face Plug (Must order AM-18 also if ordering AM-BA150)
<input type="radio"/> <b>AM-91</b> - Add 1" Extra Soft Foam
<input type="radio"/> <b>AM-875</b> - Shoulder Mobilization Accessory (3 & 5 Section Only)
<input type="radio"/> <b>AM-1025</b> - Adjustable Armrest Package (2 Section Only)
<input type="radio"/> <b>SP30</b> - 30"W
<input type="radio"/> <b>19855</b> - Add-on Belt & Brackets (27" W)
<input type="radio"/> <b>19859</b> - Add-on Belt & Brackets (30" W)
<input type="radio"/> <b>SPCO</b> - Special Vinyl Color (Provided by Customer)
<input type="radio"/> <b>SPBASE</b> - Special Base Color (Select Custom Base Color)
<input type="radio"/> <b>12088</b> - Side Panel 9 x 33.25 Perforated
<input type="radio"/> <b>12075</b> - Side Panel 9 x 33.25 Flat
<input type="radio"/> <b>14815</b> - Nose Hole Diamond

**STANDARD UPHOLSTERY CHOICES:**

<input type="radio"/> Imperial Blue	<input type="radio"/> Taupe
<input type="radio"/> Blue Ridge	<input type="radio"/> Burgundy
<input type="radio"/> Forest Green	<input type="radio"/> Dove Gray
<input type="radio"/> Black	<input type="radio"/> Greystone
<input type="radio"/> Cappuccino	<input type="radio"/> Merlot
<input type="radio"/> Patina	

**STANDARD BASE COLOR:**

<input type="radio"/> Office White
------------------------------------

**CUSTOM BASE COLORS:**

<input type="radio"/> Black
<input type="radio"/> Steel Gray
<input type="radio"/> Metallic Silver