

Name: _____

Phone: _____

School/Organization: _____

E-mail: _____

Dealer/Rep: _____

Sales Rep: _____ Quote: _____

CONVERTIBLE STAIRCASES

STANDARD FEATURES:

- Load capacity: 350 lbs. (Maple Laminate) & 450 lbs. (Maple & Birch Wood)
- Stairs can be configured as a straight or corner unit
- Platform: 30"W x 30"D x 24"H
- (4) 30"W x 9"D x 6"H steps and (6) 30"W x 9"D x 4"H steps
- Handrails are made from solid hardwood (shipped ready to assemble)
- Uprights are made from 2" steel with a black powder coat finish
- Stairs are available in wood or laminate finishes
- Anti-slip safety tread on platform and all steps for increased safety
- 9' Ceiling height required



PTST-005-WHR

STAIRCASE CONFIGURATION:

PTST-005-WHR

Platform: 30"W x 30"D x 24"H

Stairs: 102"L x 30"W x 24"H

9"D Steps

Overall including Handrails (straight): 102"L x 34"W x 59"H

Overall including Handrails (corner): 78"L x 60"W x 59"H

QTY: _____

PTST-005-WHR-ADA

Platform: 36"W x 36"D x 24"H

Stairs: 125"L x 36"W x 24"H

11"D Steps

Overall including Handrails (straight): 125"L x 40"W x 59"H

Overall including Handrails (corner): 94"L x 72"W x 59"H

QTY: _____

STANDARD WOOD CHOICES:

 Birch

 Maple

STANDARD LAMINATE CHOICES:

 Maple




Toll Free: 800.743.7738 | Fax: 605.882.8398
phsmedicalsolutions.com





BUS STEP CONFIGURATIONS:

- PTST-BUS-STEP**
28.37"W x 9"D x 6"H
Installed on step is 12"H
Not compatible with the ADA version
QTY: _____



STANDARD WOOD CHOICES:

-  Birch
-  Maple

STANDARD LAMINATE CHOICES:

-  Maple