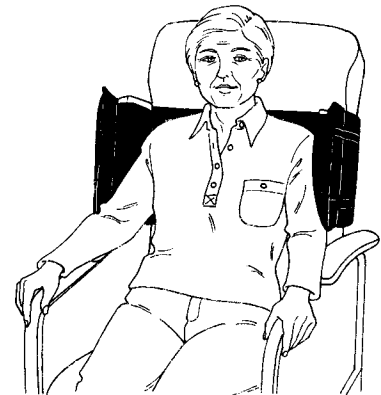


## GERI-CHAIR SIDE WINGS



Illustration A



Reorder #	Unit
□706319	Each

### Purpose

Skil-Care Geri-Chair Side Wings provide comfortable lateral positioning for residents in geri-chairs. They improve sitting posture when the chair is in the upright position and prevent sideward movement when the chair is reclined. They may also be used for lateral positioning in the wheelchair.

### Application (Geri-Chair)

1. Place wings across the front of the geri-chair backrest. Position them at the resident's shoulder height. (Illustration A)
2. Secure buckles and tighten straps behind the geri-chair backrest. (Illustration B)

### Application (Wheelchair)

1. Rest side wings on the wheelchair armrests. (Illustration C)
2. Secure buckles and tighten straps behind the geri-chair backrest. (Illustration D)

### Width adjustment

The width of the side wings is easily adjusted by mean of the foam pads that are provided with the device. For narrow-shouldered residents, leave the pads in the pockets. For wider-shouldered residents, remove the pads. (Illustration E)

### Easy care

Skil-Care's Geri-Chair Side Wings are covered in durable vinyl which may be cleaned using a spray-type cleanser and damp cloth or sponge. A mild, non-bleach disinfectant may also be used.

Illustration B

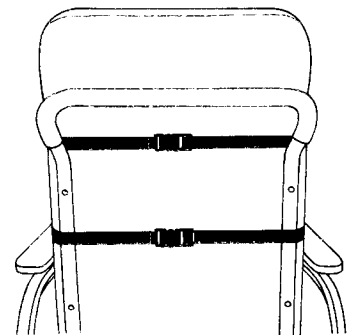


Illustration C

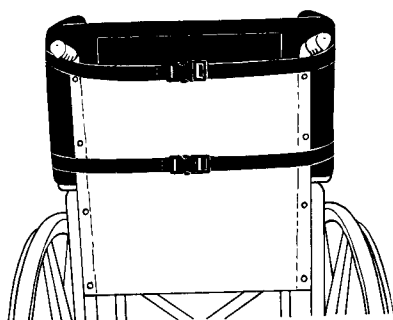



Illustration D

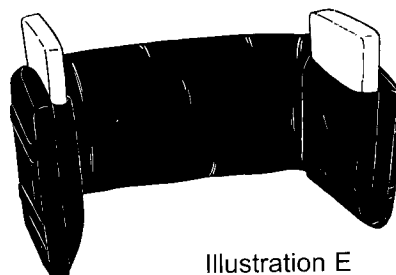


Illustration E