

Door/Window Alarm

Reorder # Unit

□909223 5/PK

Purpose

Skil-Care's Door/Window Alarm is designed to alert caregivers that a door or window has been opened in a resident's room. It may also be used to monitor closets, supply rooms, stairways, cabinets and other "off-limits" areas.

Installation

1. Remove backing from adhesive strip on back of larger alarm section. Press firmly onto door or window. Make certain to align alarm component with edge of door or window. (Illustrations A-1 & A-2).
2. Remove backing from adhesive strip on back of smaller alarm section. Align with larger section and press firmly against door frame or window frame. (Illustrations B-1 & B-2)

Test alarm before each use

1. Move selector switch to ALARM position. (Batteries are pre-installed.)
2. Open door or window. Alarm should sound. If alarm fails to sound or if signal is weak, remove battery compartment cover and replace all three batteries. (Illustration C) Use LR44 or AG-13 batteries. If alarm fails to work after batteries have been replaced, discontinue use of product.
3. Close door or window to silence and reset alarm.

Choose alarm or chime (Illustration D)

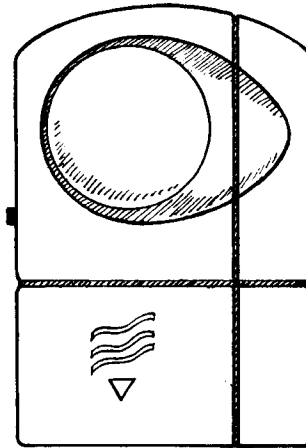
Skil-Care's Door/Window Alarm may be set for an alarm (continuous) signal or a chime (alternating) signal. This permits you to differentiate among alarm locations. If you move the selector switch from OFF to CHIME, you will hear three short beeps. It will then go silent. There will be no signal when you move the switch from OFF to ALARM.

Cautions

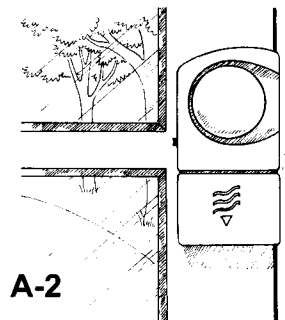
1. This product is intended only as an aid in patient/resident monitoring. It is not a substitute for caregiver supervision.
2. Check battery before each use. If alarm is weak or fails to sound, replace all three batteries. Use LR44 or AG-13 batteries.
3. If alarm fails to sound after batteries have been replaced, discontinue use of product.
4. Check alarm regularly to make certain that selector switch is in the CHIME or ALARM position.

Guarantee

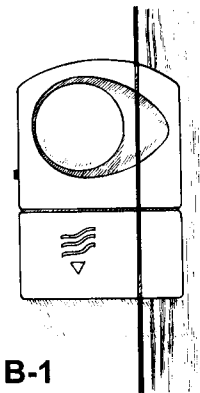
Skil-Care's Door/Window is replacement guaranteed for six months following date of purchase. If alarm fails to work within the guarantee period, return it to the dealer from whom it was purchased. The dealer will arrange for Skil-Care to ship a replacement unit.



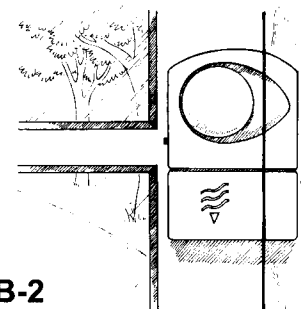
A-1



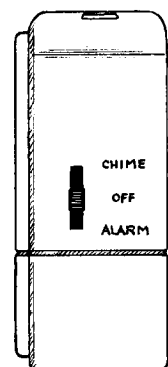
A-2



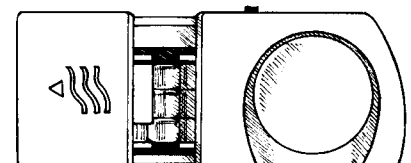
B-1



B-2



D



C