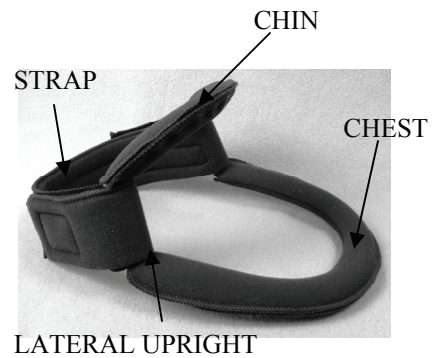


INSTRUCTIONS: Wire Frame Collar

Collar is intended to provide support and restrict motion of the head and neck.

Not intended for conditions requiring cervical immobilization. Clinical evaluation of patients condition and appropriate orthopedic device should be made by a qualified health care professional.



Measure neck circumference and choose appropriate collar.


Pre-Application—Place head/neck in desired position. Evaluate flexion/extension and width of neck. Adjust collar accordingly by carefully bending frame.

Application—Open strap. Maintain head/neck in desired position; carefully apply anterior section. Pass posterior strap around lateral upright and secure to hook.

Use free hand to stabilize collar when removing/adjusting strap.


Adjust as needed.

Instruct patient on use.



Options:

Plastic Stays—Place in desired location. Use hook to secure to posterior strap.



Occipital Support—Place in desired location. Use hook to secure to posterior strap. Plastic and aluminum can be bent by hand.



Cleaning—Loosen Velcro hook and remove cover. Hand wash with mild soap and cold water. Thoroughly rinse. Lay flat and air dry completely before reapplication. Wipe foam and plastic with damp cloth. Re-application: Align cover on frame, gently stretch and pinch edges together.



Hook is on bottom facing up

Avoid storing in a hot environment and near open flame.

Immediately contact your health care provider if your experiencing any pain, numbness, or skin irritation, or have any questions or concerns.

Single patient use. To be used only when ordered by a physician and applied by qualified medical professional

Authorized Representative: Medica Surgical Innovations Limited, Moorgate Street, Blackburn BB2 4PB, Lancs UK

