

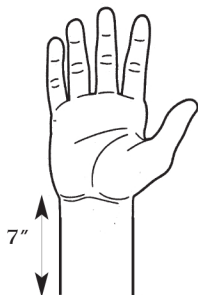
## Cinch-Lock Wrist and Forearm Brace

- Constructed of durable, breathable, padded material for maximum wear and comfort
- Malleable palmar and dorsal stay for maximum support
- Additional foam padding at thumb fold for greater patient comfort
- Wrist cinch strap provides added immobilization
- Hook and loop closure for easy adjustment
- Available in 8" and 11" lengths

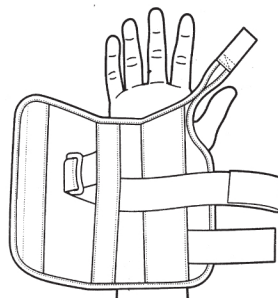
The special wedge contour design gives a true fit for the hand and wrist while allowing full freedom to the thumb maintaining excellent support. The design includes a unique loop lock closure giving optimal immobilization. It does not extend above the palmar crease.

Available in 8" and 11" lengths.

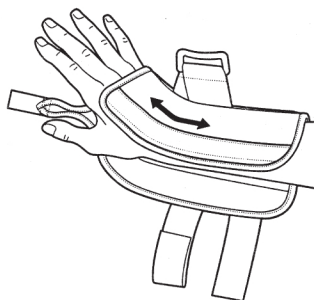
### APPLICATION INSTRUCTIONS



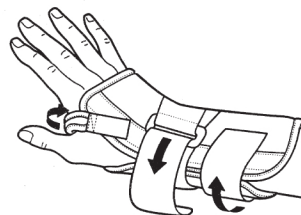
1. Measure circumference of the injured forearm 7" above the wrist joint to determine the proper size.



2. Loosen closures. Slip the splint onto the affected hand.



3. Bend the dorsal stay to match the wrist contour.



4. Pass circumferential wrist strap through the loop lock closure. Secure the remaining closures and adjust for comfort.

**Note:** The palmar stay is malleable so it may be adjusted.