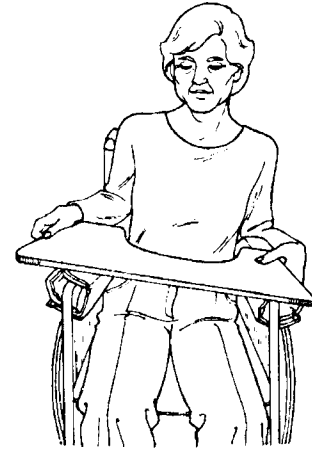


Lift-Away Wheelchair Tray Gel-Top Sensory Stimulator Tray



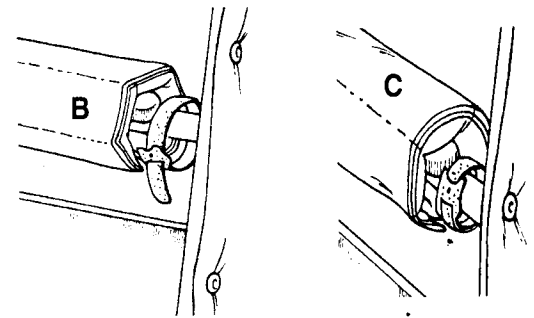
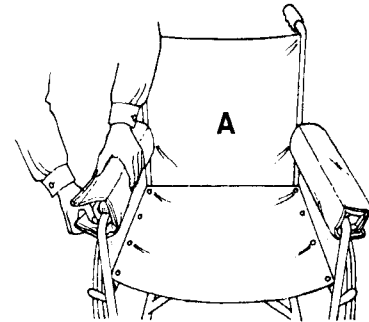
Reorder #	Description	Wheelchair Width
<input type="checkbox"/> 705015	Lift-Away Wheelchair Tray	16" - 18"
<input type="checkbox"/> 912410	Gel-Top Sensor Stimulator Tray	16" - 18"
<input type="checkbox"/> 705025	Lift-Away Wheelchair Tray	20" - 22"

Purpose

CMS includes removable wheelchair lap trays among its suggested therapeutic interventions to achieve proper body position, balance, and alignment. The Lift-Away Wheelchair Tray and the Gel-Top Sensory Stimulator Tray provide these benefits and stay in place without the use of straps allowing them to be lifted away by most patients. Autonomy is not compromised. Both have a comfortable, low pressure surface on which to rest sensitive arms and elbows. The Gel-Top Sensory Stimulator Tray features a clear vinyl surface that contains water-based gel filled with colorful stars. The gel provides both tactile and visual stimulation that calm dementia, Alzheimer's, and diminished-capacity patients.

Instructions

1. Wrap padded armrest covers around armrests and secure Velcro®. (Illustration A) **Important:** Make certain that the small straps attached to the armrest covers are positioned to the rear of the armrests.
2. Wrap each strap around the armrest support bar, just behind the wheelchair armrest. Insert the narrow end of the strap through the slit in the wide end. (Illustration B)
3. Pull the strap through the slit and tighten around bar. Press the "hook" side against the "loop" to secure. (Illustration C) **Important:** The wheelchair tray attaches to the armrest covers. The straps must be secured as described to prevent the armrest covers and tray from sliding forward when the resident leans on the tray.
4. Place the tray, Velcro® side down, on the armrest covers. The tray will stay in place. The resident may remove the tray by lifting up on the sides. (Illustration D)



Bonus Value

Keep the armrest covers on the wheelchair when the tray is not in use. They serve as comfortable cushions that protect the resident's arm and elbows. (Illustration E)

Easy Care

The durable, vinyl covered tray wipes clean with a damp cloth and spray-type cleanser. The armrest covers may be laundered and dried at temperatures up to 180°F (82°C). Do not use bleach.

